



# CASSETTE

---

## Minisplit Air Conditioners

### *Cassette Series*

*Underceiling Type*

*18,000-48,000 Btu/h*

*MCC Series 50 Hz*



# CASSETTE - Human Comfort Solutions



## 4-Way Direction Air Flow

This multiflow system features four different settings so the discharge outlets, offering many benefits:

- Provides wide vertical air Distribution for better comfort, while cooling the entire room in a short period of time.
- Enhances down-flow performance and enables wide-range air-conditioning for medium discharge.
- Enables adjustment of the airflow direction to reduce air resistance.
- Quiet operation: high efficiency with low noise levels.



Trane is proud to present its new line of cassette-type minisplit air-conditioners. Designed for recessed ceiling installation. This product will provide you with years of comfortable, convenient cooling, with minimal service required.

## Features

### Fit all needs

- Available in 50 Hz cooling
- Available in R22

### Slim & Attractive Design

Trane's compact Cassette units feature a new and elegant design that enables more flexible installation, especially in a shallow ceiling pocket,


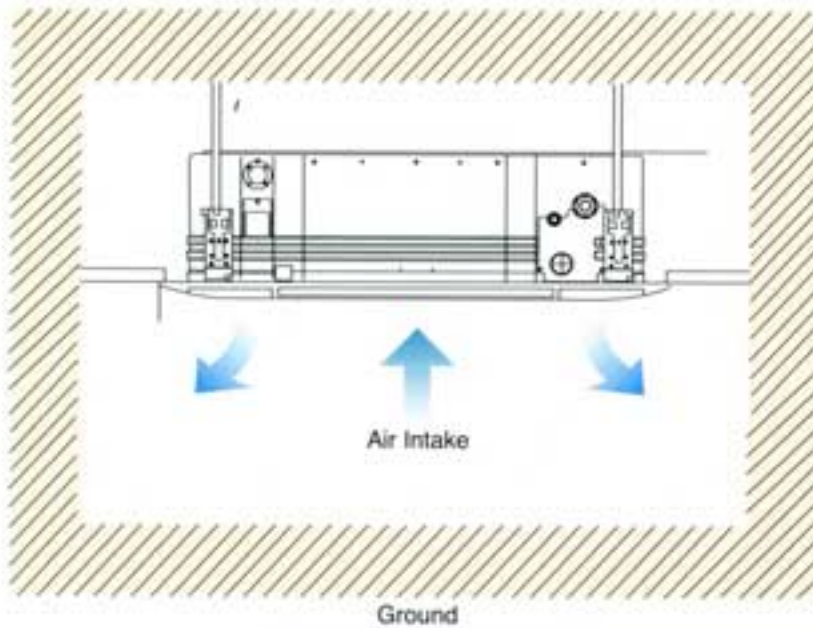
Cassette type air-conditioner serves not only as an air-conditioner but and indoor decoration as well, which makes it widely used in offices, stores and houses.

### Ceiling Mounted Installation

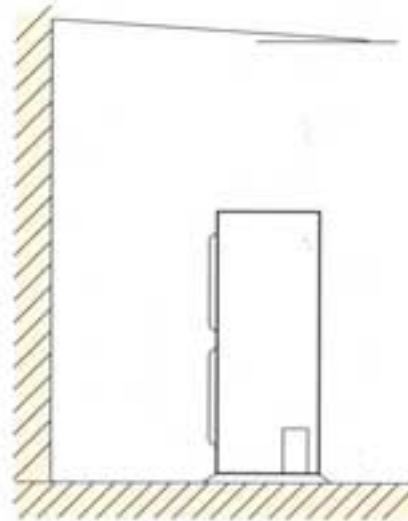
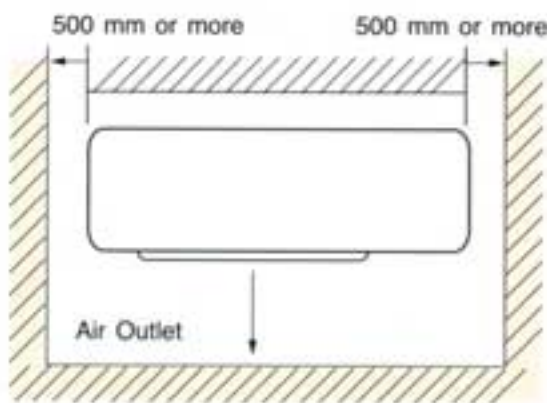
Mounted in ceiling, they leave the floor space uncluttered and free the interior designer from having to consider the air conditioner installation.



### Indoor Unit



### Outdoor Unit



- Provides maximum convenience
- **Fan Speed:** allows for automatic control of four fan settings High, Medium, Low Automatic.
- **Mode of Operation:** allows for selection of the operating mode: Fan, Cool, Dry, Sleep.
- **Temperature Setting:** between 18°C - 30°C.
- **12-Hour Programmable Timer:** allows you to preset the times for system operation, up to 24-hours in advance.
- **Louver and Sweep Mode:** allows or control of the airflow direction and improved air circulation.
- **Dry Mode:** Controls humidity and maintains a constant temperature. While saving energy.

### Quality

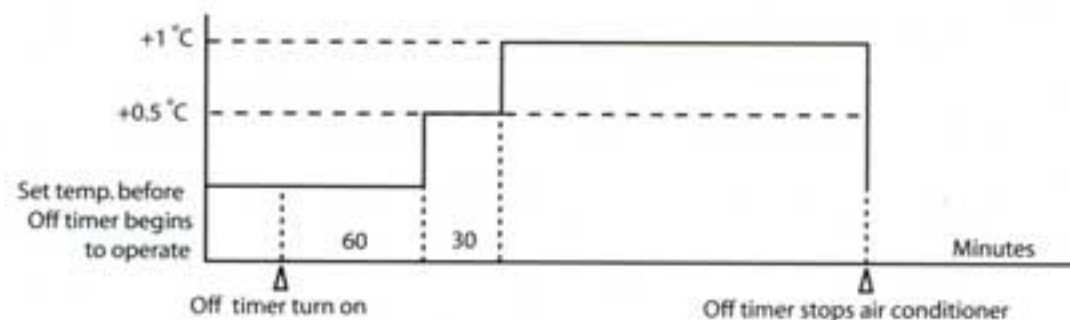
Trane Air conditioners are designed and constructed to provide long life and trouble-free system.

All major components are individually inspected and tested and every unit undergoes a run-test, prior to shipment from the factory.

### High Efficiency Condensing Unit

- Compact in size for easy installation into small spaces.
- Galvanized steel with a Silver-Gray powder paint finish for corrosion resistance.

- **Sleep Mode - Energy Saving:** automatic temperature adjustment for more comfortable sleeping condition and energy savings.



## Product Specification 50 Hz

Models	Indoor unit		MCC518ZB	MCC524ZB	MCC530ZB	MCC536ZB	MCC048ZB
	Outdoor unit		TTK518ZB	TTK524ZB	TTK530ZB	TTK536ZB	TTK048ZB
Electrical Data	Power Supply	V/ph/Hz	220 - 240/1/50			380-415/3/50	
Function			Cooling	Cooling	Cooling	Cooling	Cooling
Performance Data	Nominal Capacity	Btu/h	18,000	24,000	30,000	36,000	48,000
	Nominal Airflow	cfm	600	800	1,000	1,200	1,600
<b>Indoor units</b>							
Expansion Device			-			Capillary Tube	
Fan Motor	Type		Permanent Split Capacitor				
	RLA	A	0.65	0.65	0.65	0.7	0.7
Control Type	Wireless Remote Control	Standard	•	•	•	•	•
Features	Auto Sweep		•	•	•	•	•
	Louver Function		•	•	•	•	•
	Dry Mode		•	•	•	•	•
	Sleep Mode		•	•	•	•	•
	Fun Speed		3 + Auto	3 + Auto	3 + Auto	3 + Auto	3 + Auto
	Temperature Setting	°C	18 - 30	18 - 30	18 - 30	18 - 30	18 - 30
	Programmable Timer	Hrs	24	24	24	24	24
Installed Position	Ceiling Concealed		•	•	•	•	•
Dimensions	Panel (LxWxD)	mm	950x950x50				
	Body (LxWxD)	mm	840x840x230			840x840x286	
Weight	Uncrated	kg	28	28	28	31	31
<b>Outdoor Units</b>							
Expansion Device			Capillary Tube			-	
Compressor	Type		Rotary			Scroll	
	RLA	A	8.2/49.0	10.7/60.0	13.0/58.7	6.3/53.0	7.45/50.0
Fan Motor	Type		Permanent Split Capacitor				
	RLA	A	0.45	0.50	0.50	1.30	1.50
Dimensions	Height	mm	610	610	850	1,000	1,000
	Width	mm	850	850	990	1,000	1,000
	Depth	mm	295	295	330	350	350
Weight	Uncrated	kg	47	49	79	89	89
Piping Connection Type			Flare Type				Sweat Type
Refrigerant pipe size	Liquid	in	1/4	3/8	3/8	3/8	3/8
	Suction	in	1/2	5/8	5/8	3/4	3/4
Refrigerant			R22				

## System Performance Matrix for MCC Model

Outdoor Unit Model	Indoor Unit Model	Evaporator CFM	Total Capacity BTUH
TTK518ZB	MCC518ZB	600	18,000
TTK524ZB	MCC524ZB	800	24,000
TTK530ZB	MCC530ZB	1,000	30,000
TTK536ZB	MCC536ZB	1,200	36,000
TTK048ZB	MCC048ZB	1,600	48,000
TTA100RD*	2 x MCC048ZB	2 x 1,600	98,540

- AT ARI system rating conditions of 80°F (26.6°C) - DB / 67°F (19.4°C) - WB indoor & 95°F (35°C) outdoor

Note: (\*) Special TTA outdoor with dual high efficiency scroll compressors. For more information contact your local sales office.



Trane  
www.trane.com

For more information, contact your local district office

Literature Order Number: MS-MCC001-EN

Date: Nov 2007

Supersedes: New

Stocking Location: Malaysia

Trane has a policy of continuous product and product data improvement and reserves the right to change design and specifications without notice.